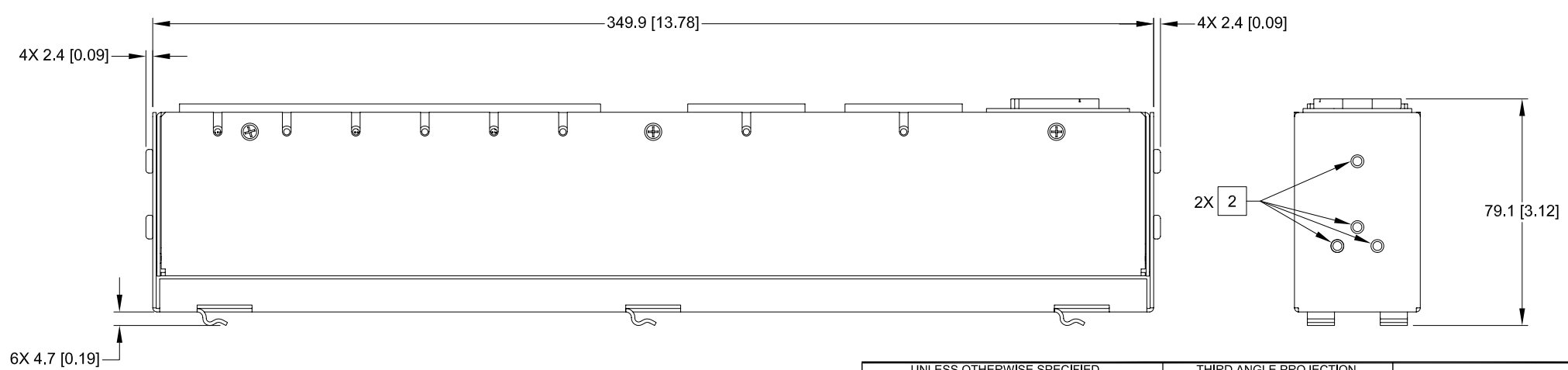
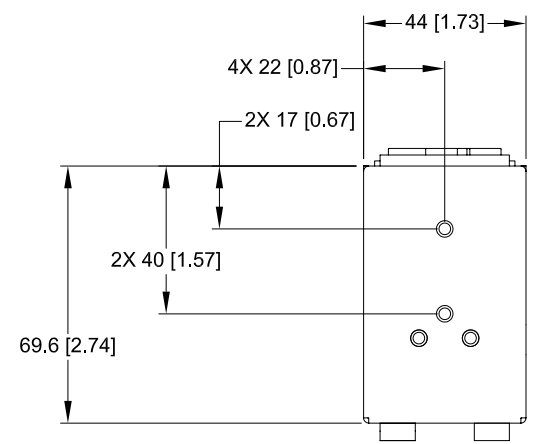
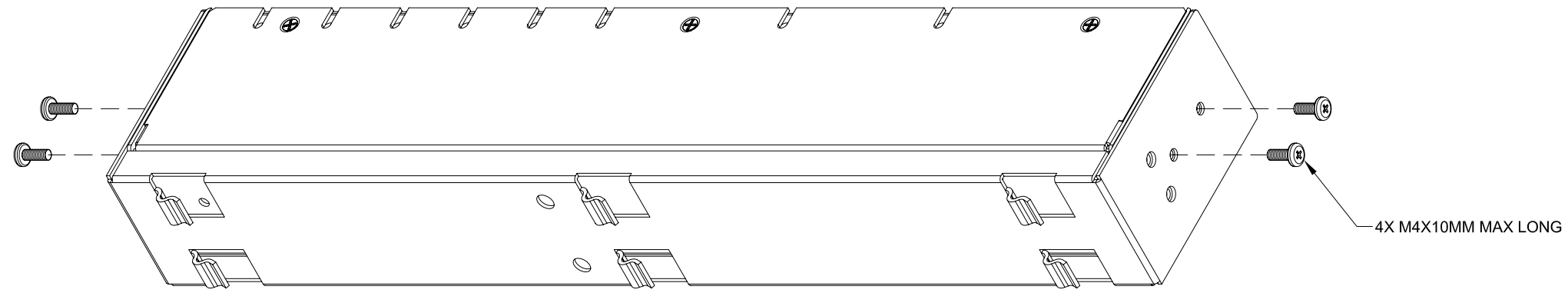
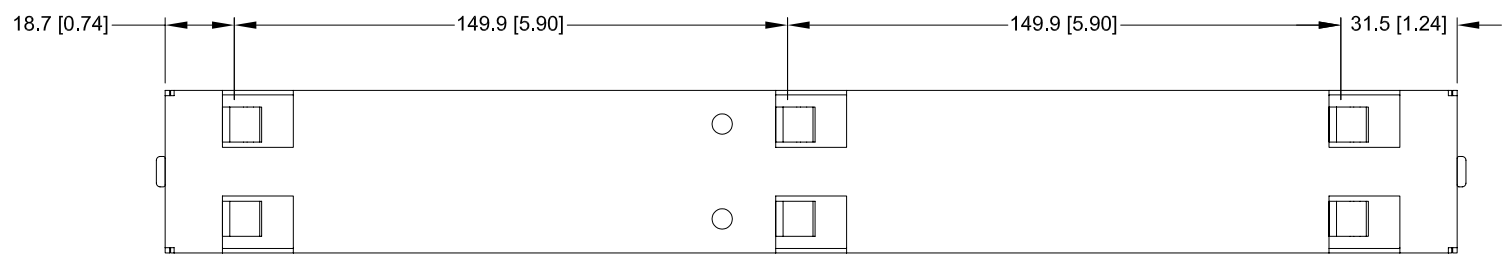


SERVER TECHNOLOGY, INC
 PROPRIETARY INFORMATION

THIS DOCUMENT IS THE SOLE PROPERTY OF SERVER TECHNOLOGY, INC. THE RELEASE OF DATA CONTAINED IN THIS DOCUMENT AND THE REPRODUCTION OF THIS DOCUMENT, IN WHOLE OR IN PART, WITHOUT THE WRITTEN PERMISSION OF SERVER TECHNOLOGY, INC IS PROHIBITED.

| REVISIONS | | | |
|-----------|----------------|----------|----------|
| REV | DESCRIPTION | DATE | DFT/APPR |
| A | INITIAL DESIGN | 04/03/08 | GG/MRR |

- NOTES:
1. DIMENSIONS ARE IN MILLIMETERS AND [] BRACKETS ARE IN INCHES.
 2. USE THESE HOLES TO MOUNT ENC-0330-7-XX.
 3. DIMENSIONS ARE NOMINAL. INFORMATION SUBJECT TO CHANGE WITHOUT NOTICE.



UNLESS OTHERWISE SPECIFIED
 * INTERPRET DRAWING IAW ASME Y14.100-2000
 * DIMENSIONING & TOLERANCING IAW ASME Y14.5M-1994
 * REMOVE ALL BURRS AND SHARP EDGES .2 R MAX
 * DIMENSIONS ARE IN MILLIMETERS
 * TOLERANCES ARE: DECIMALS ±.3 ANGLES ±1.0°
 DO NOT SCALE DRAWING

MATERIAL:

FINISH:

VENDOR PART NO:

THIRD ANGLE PROJECTION

| APPROVALS | DATE |
|----------------------------|----------|
| DRAWN BY: G.G. | 08/28/07 |
| CHECKED BY: M.RAYBURN | 04/03/08 |
| APPROVED BY: J. MASKALY | 04/03/08 |
| RELEASED BY: J. ANDRADE | 04/03/08 |

SERVER TECHNOLOGY, INC.

1040 Sandhill Drive Reno, NV 89521

DRAWING TITLE:
**OUTLINE DRAWING
 CB-8V2-A30A/DX MODELS WITH
 MOUNTING BRACKET OPTIONS**

| | | | |
|------------|--------------------|---------------------------|--------------|
| SIZE D | CAGE CODE 04V90 | DWG NO. 412-0330-1 | REV A |
| SCALE: 1/1 | | FILE NO: 412-0330-1-4.dwg | SHEET 4 OF 4 |

RoHS COMPLIANT