

SERVER TECHNOLOGY, INC.  
 PROPRIETARY INFORMATION

THIS DOCUMENT IS THE SOLE PROPERTY OF SERVER TECHNOLOGY, INC.  
 THE RELEASE OF DATA CONTAINED IN THIS DOCUMENT AND THE REPRODUCTION  
 OF THIS DOCUMENT, IN WHOLE OR IN PART, WITHOUT THE WRITTEN PERMISSION  
 OF SERVER TECHNOLOGY, INC IS PROHIBITED.

NOTES:

1. DIMENSIONS ARE IN MILLIMETERS AND [ ] BRACKETS ARE IN INCHES.
2. MOUNTING BRACKET KIT CAN BE MOUNTED IN TWO POSITIONS, SEE FIG. A AND FIG. B.

REVISIONS			
REV	DESCRIPTION	DATE	DFT/APPR
A	RELEASED TO PRODUCTION	02/12/08	MAR/JM

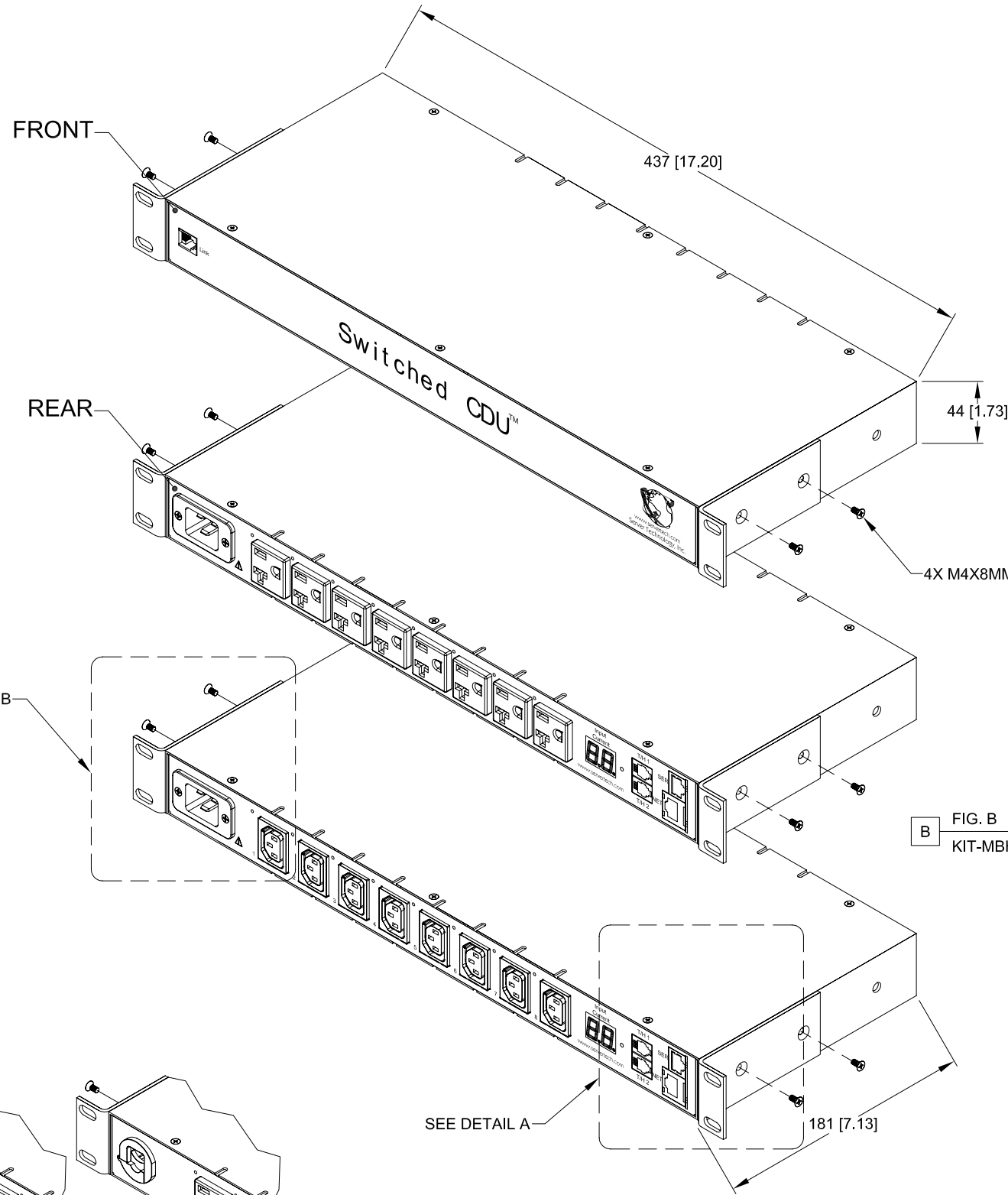
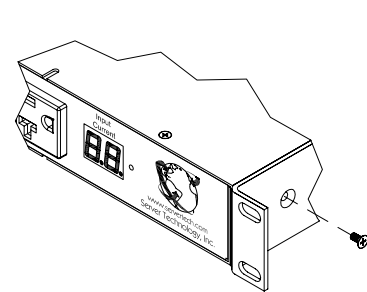
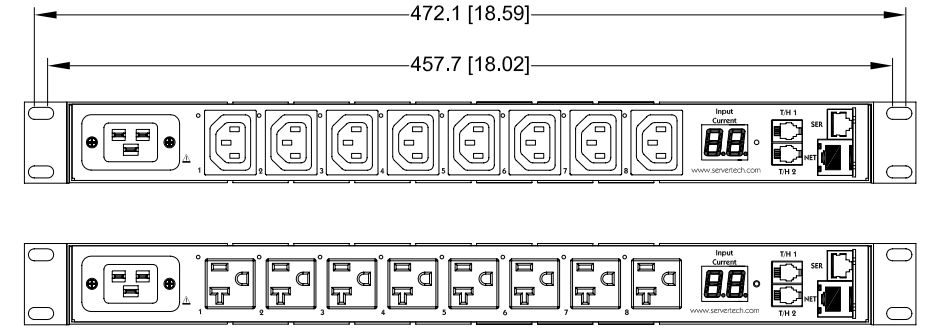
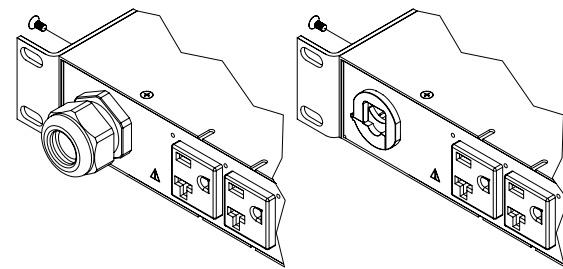


FIG. A  
 KIT-MBH1-1

FIG. B  
 KIT-MBH1-1



CX-8Hx  
 DETAIL A



STRAIN RELIEF OPTION  
 DETAIL B

UNLESS OTHERWISE SPECIFIED  
 \* INTERPRET DRAWING IAW ASME Y14.100-2000  
 \* DIMENSIONING & TOLERANCING IAW ASME Y14.5M-1994  
 \* REMOVE ALL BURRS AND SHARP EDGES .2 R MAX  
 \* DIMENSIONS ARE IN MILLIMETERS  
 \* TOLERANCES ARE: DECIMALS ±.3 ANGLES ±1.0°  
 DO NOT SCALE DRAWING

THIRD ANGLE PROJECTION



MATERIAL:	APPROVALS	DATE
FINISH:	M. RAMSEY	03/29/06
VENDOR PART NO:	M.RAYBURN	02/12/08
	J.MASKALY	02/12/08
	J. ANDRADE	02/12/08

SERVER TECHNOLOGY, INC. 

1040 Sandhill Drive Reno, NV 89521

DRAWING TITLE:  
**OUTLINE DRAWING, CDU  
 CW/CX-8Hx-xxx MODELS  
 WITH MOUNTING BRACKET OPTIONS**

SIZE	CAGE CODE	DWG NO.	REV
D	04V90	412-0109-1	A
SCALE: 1/2	FILE NO: 412-0109-1-2.dwg	SHEET 2 OF 2	

RoHS COMPLIANT