
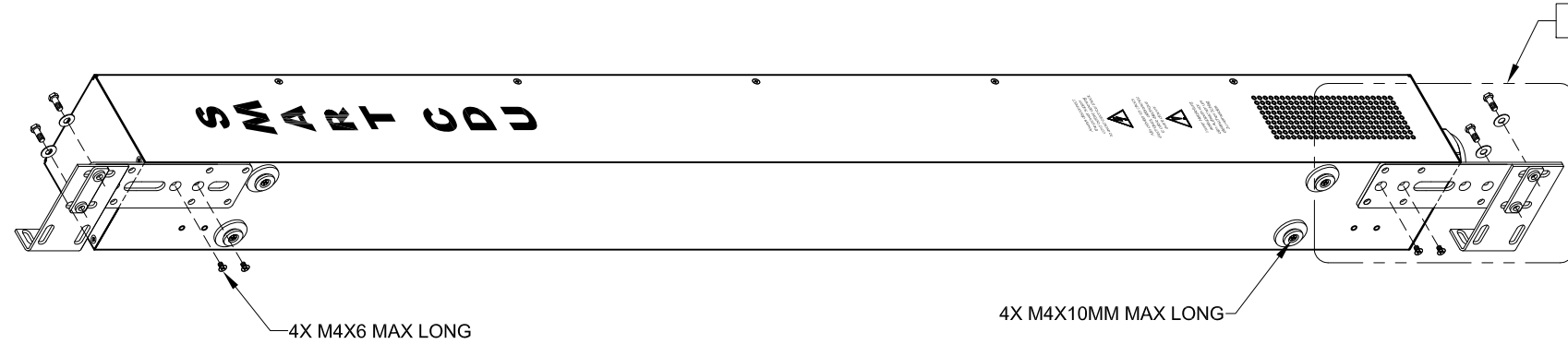


SERVER TECHNOLOGY, INC
 PROPRIETARY INFORMATION

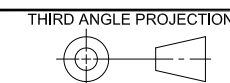
THIS DOCUMENT IS THE SOLE PROPERTY OF SERVER TECHNOLOGY, INC. THE RELEASE OF DATA CONTAINED IN THIS DOCUMENT AND THE REPRODUCTION OF THIS DOCUMENT, IN WHOLE OR IN PART, WITHOUT THE WRITTEN PERMISSION OF SERVER TECHNOLOGY, INC IS PROHIBITED.

REVISIONS			
REV	DESCRIPTION	DATE	DFT/APPR
A	RELEASED TO PRODUCTION	10/10/06	MAR/

- NOTES:
1. DIMENSIONS ARE IN MILLIMETERS AND [] BRACKETS ARE IN INCHES.
 2. HIDDEN BRACKETS SHOWN ARE DIFFERENT OPTIONS FOR MOUNTING.
 3. SEE MOUNTING KIT DRAWING #406-0070-7 FOR DETAILS.
 4. DIMENSIONS ARE NOMINAL. INFORMATION SUBJECT TO CHANGE WITHOUT NOTICE.



UNLESS OTHERWISE SPECIFIED
 * INTERPRET DRAWING IAW ASME Y14.100-2000
 * DIMENSIONING & TOLERANCING IAW ASME Y14.5M-1994
 * REMOVE ALL BURRS AND SHARP EDGES .2 R MAX
 * DIMENSIONS ARE IN MILLIMETERS
 * TOLERANCES ARE: DECIMALS ±.3 ANGLES ±1.0°
 DO NOT SCALE DRAWING



SERVER TECHNOLOGY, INC. 
 1040 Sandhill Drive Reno, NV 89521

MATERIAL:	APPROVALS	DATE
FINISH:	DRAWN BY: M. RAMSEY	10/10/06
VENDOR PART NO:	CHECKED BY: M.RAYBURN	?
	APPROVED BY: J.MASKALY	?
	RELEASED BY: J. ANDRADE	10/10/06

DRAWING TITLE: OUTLINE DRAWING, SMART CDU, CS-12VD-P603 MODELS, WITH MOUNTING WITH MOUNTING BRACKET OPTIONS			
SIZE D	CAGE CODE 04V90	DWG NO. 412-0360-1	REV A
SCALE: 1/3	FILE NO: 412-0360-1-3.dwg	SHEET	3 OF 3

RoHS COMPLIANT