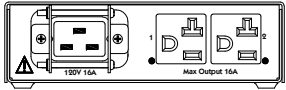
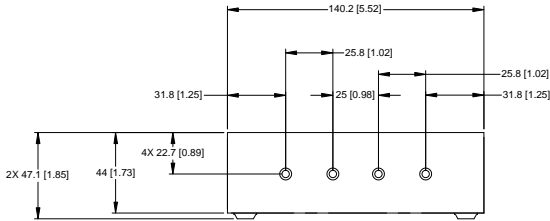
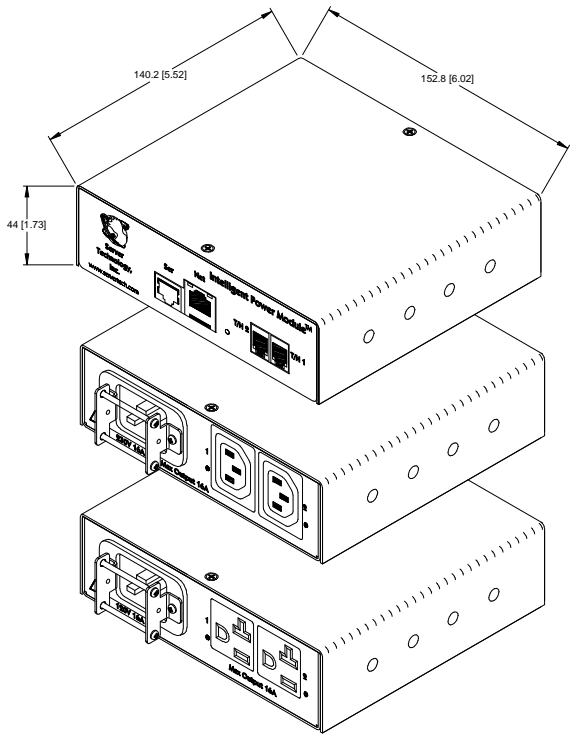


SERVER TECHNOLOGY, INC.
PROPRIETARY INFORMATION

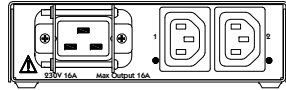
THIS DOCUMENT IS THE SOLE PROPERTY OF SERVER TECHNOLOGY, INC. THE RELEASE OF DATA CONTAINED IN THIS DOCUMENT AND THE REPRODUCTION OF THIS DOCUMENT, IN WHOLE OR IN PART, WITHOUT THE WRITTEN PERMISSION OF SERVER TECHNOLOGY, INC IS PROHIBITED.

REVISIONS			
REV	DESCRIPTION	DATE	DFT/APPR
A	RELEASED TO PRODUCTION	06/06/08	MAR/JM

- NOTES:
1. DIMENSIONS ARE IN MILLIMETERS AND [] BRACKETS ARE IN INCHES.
 2. SEE MOUNTING KIT DRAWING #406-0070-0011 FOR DETAILS.
 3. DIMENSIONS ARE NOMINAL. INFORMATION SUBJECT TO CHANGE WITHOUT NOTICE.



CW-2H1-C20



CW-2H2-C20

<small>UNLESS OTHERWISE SPECIFIED: * INTERPRET DRAWING IN ACCORDANCE WITH ASME Y14.5-2000 DIMENSIONING & TOLERANCING IN ACCORDANCE WITH ASME Y14.5M-1994 DIMENSIONAL SURFACES AND SHARP EDGES 0.8 MM MAX DIMENSIONS ARE IN MILLIMETERS TOLERANCES ARE DECIMALS ±.3° ANGLES ±1.0°</small> MATERIAL: NO NOT SCALE DRAWING	THIRD ANGLE PROJECTION		SERVER TECHNOLOGY, INC. 1040 Sandhill Drive Reno, NV 89521	
	APPROVALS DESIGNED BY: M. RAMSEY CHECKED BY: M. RAYBURN APPROVED BY: J. MASKALY RELEASED BY: J. ANDRADE	DATE 03/29/06 06/06/08 06/06/08 06/06/08	DRAWING TITLE: OUTLINE DRAWING, SWITCHED CDU CW-2H1-C20 & CW-2H2-C20 MODELS	
FINISH: VENDOR PART NO.:	SIZE: D SCALE: 1/1	CAGE CODE: 04V90 FILE NO: 412-0108-1-1.dwg	DWG NO.: 412-0108-1	REV: A SHEET: 1 OF 1

RoHS COMPLIANT