

8

7

6

5

4

3

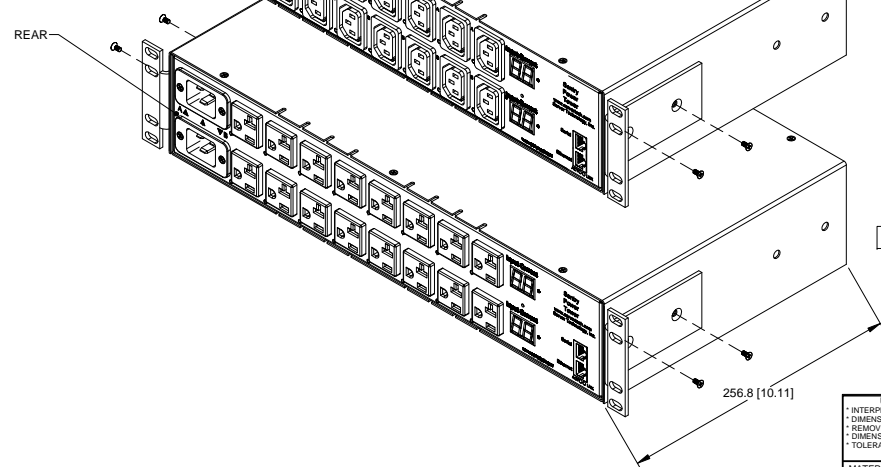
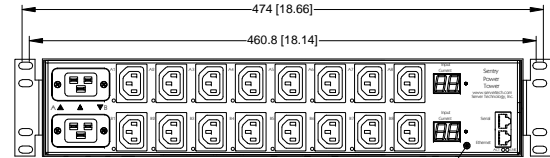
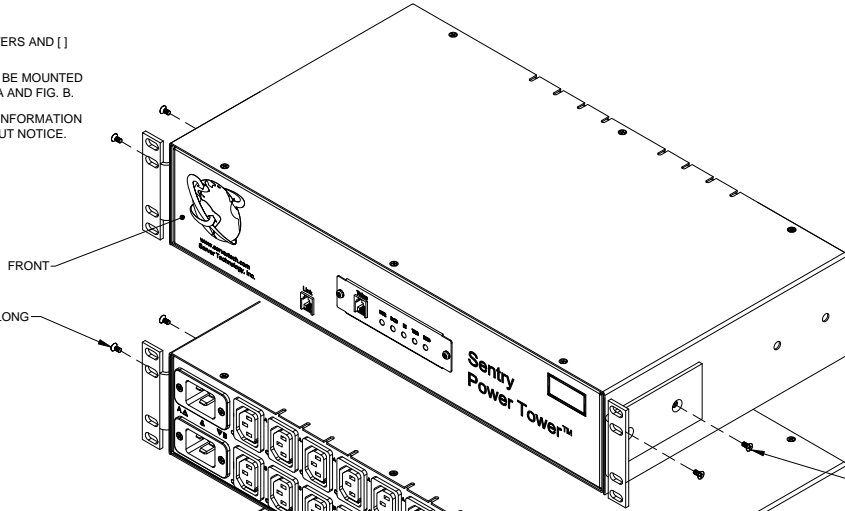
2

1

SERVER TECHNOLOGY, INC.  
**PROPRIETARY INFORMATION**  
 THIS DOCUMENT IS THE SOLE PROPERTY OF SERVER TECHNOLOGY, INC.  
 THE RELEASE OF DATA CONTAINED IN THIS DOCUMENT AND THE REPRODUCTION  
 OF THIS DOCUMENT, IN WHOLE OR IN PART, WITHOUT THE WRITTEN PERMISSION  
 OF SERVER TECHNOLOGY, INC IS PROHIBITED.

- NOTES:
1. DIMENSIONS ARE IN MILLIMETERS AND [ ] BRACKETS ARE IN INCHES.
  2. MOUNTING BRACKET KIT CAN BE MOUNTED IN TWO POSITIONS, SEE FIG. A AND FIG. B.
  3. DIMENSIONS ARE NOMINAL. INFORMATION SUBJECT TO CHANGE WITHOUT NOTICE.

REVISIONS			
REV	DESCRIPTION	DATE	DFT/APPR
A	RELEASED TO PRODUCTION	07/25/08	GG/JM



3 FIG. A  
KIT-MB2U-4

3 FIG. B  
KIT-MB2U-4

UNLESS OTHERWISE SPECIFIED * INTERPRET DRAWING IN ACCORDANCE WITH ASME Y14.105-2000 * DIMENSIONING & TOLERANCING IN ACCORDANCE WITH ASME Y14.5M-1994 * REMOVE ALL BURRS AND SHARP EDGES 2 R MAX * DIMENSIONS ARE IN MILLIMETERS * TOLERANCES ARE: DECIMALS ±.3 ANGLES ±1.0° DO NOT SCALE DRAWING		THIRD ANGLE PROJECTION 		<b>SERVER TECHNOLOGY, INC.</b> 1040 Sandhill Drive Reno, NV 89521	
MATERIAL: FINISH: APPROVED BY: RELEASED BY:		APPROVALS GG M.RAYBURN J.MASKALY J. ANDRADE		DATE 10/22/07 07/25/08 07/25/08 07/25/08	
VENDOR PART NO: RoHS COMPLIANT		DRAWING TITLE: <b>OUTLINE DRAWING, SWITCHED CDU,          PTX(L)(M)-H(D)(F)16-(1)(2)-x MODELS          WITH MOUNTING BRACKET OPTIONS</b>		SIZE: D CAGE CODE: 04V90 DWG NO.: 412-0128-2 SCALE: 1/2 FILE NO: 412-0128-2-2.dwg SHEET: 2 OF 2	
				REV: A	

8

7

6

5

4

3

2

1