

8

7

6

5

4

3

2

1

SERVER TECHNOLOGY, INC  
PROPRIETARY INFORMATION


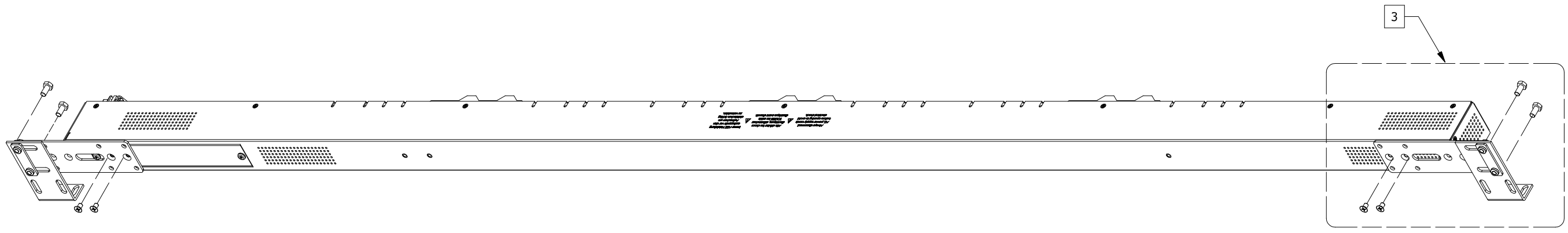
RoHS COMPLIANT

THIS DOCUMENT IS THE SOLE PROPERTY OF SERVER TECHNOLOGY, INC. THE RELEASE OF DATA CONTAINED IN THIS DOCUMENT AND THE REPRODUCTION OF THIS DOCUMENT, IN WHOLE OR IN PART, WITHOUT THE WRITTEN PERMISSION OF SERVER TECHNOLOGY, INC IS PROHIBITED.

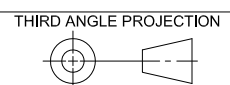
REVISION HISTORY				
ZONE	REV	DESCRIPTION	DATE	APPROVED
-	1	INITIAL DESIGN	12/12/07	MAR/

NOTES:

- 1. DIMENSIONS ARE IN MILLIMETERS AND [ ] BRACKETS ARE IN INCHES.
- 2. HIDDEN BRACKETS SHOWN ARE DIFFERENT OPTIONS FOR MOUNTING.
- 3. SEE MOUNTING KIT DRAWING #406-0070-7 FOR DETAILS.



UNLESS OTHERWISE SPECIFIED  
 \* INTERPRET DRAWING IAW ASME Y14.100-2000  
 \* DIMENSIONING & TOLERANCING IAW ASME Y14.5M-1994  
 \* REMOVE ALL BURRS AND SHARP EDGES .2 R MAX  
 \* DIMENSIONS ARE IN MILLIMETERS  
 \* TOLERANCES ARE: DECIMALS ± .3 ANGLES ± 1.0°  
 DO NOT SCALE DRAWING



MATERIAL:  
**SEE SEPARATE BOM**

FINISH:  
**SEE SEPARATE BOM**

VENDOR PART NO:

APPROVALS	DATE
DRAWN BY: <b>M. RAMSEY</b>	<b>12/12/07</b>
CHECKED BY: <b>MRR/MAR</b>	<b>01/23/08</b>
APPROVED BY: <b>MRR/MAR</b>	<b>01/23/08</b>
RELEASED BY: <b>MRR/MAR</b>	<b>01/23/08</b>

**SERVER TECHNOLOGY, INC.**  
 1040 Sandhill Drive Reno, NV 89521

DRAWING TITLE: <b>OUTLINE DRAWING, SMART CDU, C/CL/CS-24Vx(Y) w/ MOUNTING BRACKET OPTIONS</b>			
SIZE <b>B</b>	CAGE CODE <b>04V90</b>	DWG NO. <b>412-0350-6</b>	REV <b>1</b>
SCALE: <b>NTS</b>	FILE NO: <b>412-0350-6.idw</b>	SHEET <b>3 OF 3</b>	

8

7

6

5

4

3

2

1