

8

7

6

5

4

3

2

1

SERVER TECHNOLOGY, INC
PROPRIETARY INFORMATION

RoHS COMPLIANT

THIS DOCUMENT IS THE SOLE PROPERTY OF SERVER TECHNOLOGY, INC. THE RELEASE OF DATA CONTAINED IN THIS DOCUMENT AND THE REPRODUCTION OF THIS DOCUMENT, IN WHOLE OR IN PART, WITHOUT THE WRITTEN PERMISSION OF SERVER TECHNOLOGY, INC IS PROHIBITED.

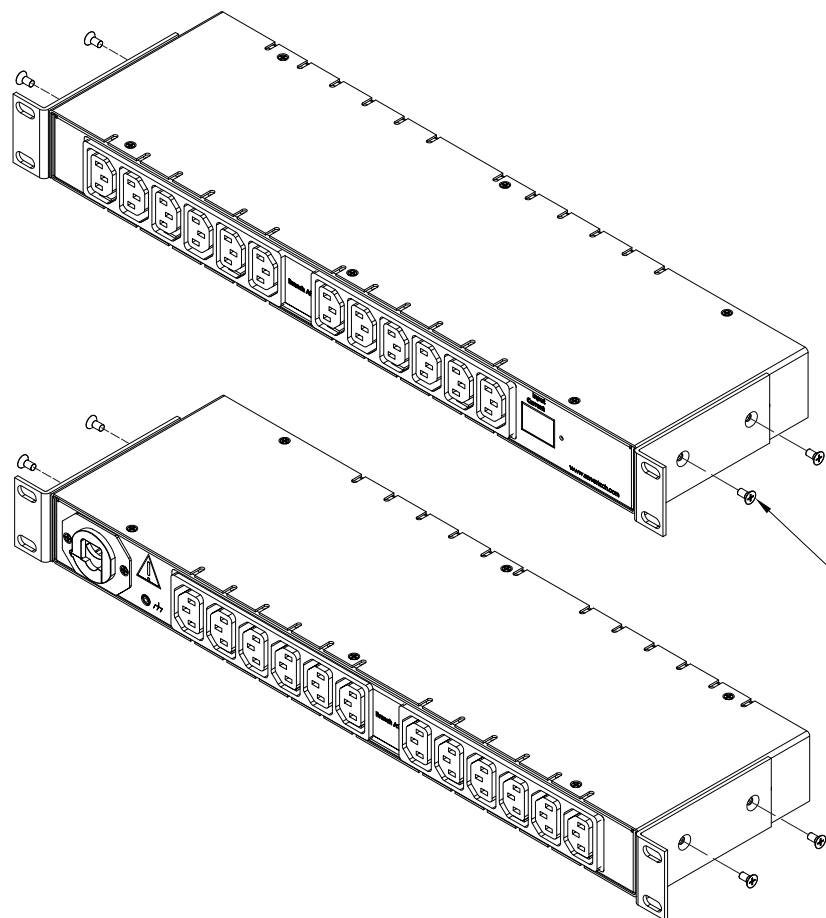
REVISION HISTORY				
ZONE	REV	DESCRIPTION	DATE	APPROVED
-	A	INITIAL DESIGN	07/25/08	GG/JM

NOTES:

1. DIMENSIONS ARE IN MILLIMETERS AND [] BRACKETS ARE IN INCHES.

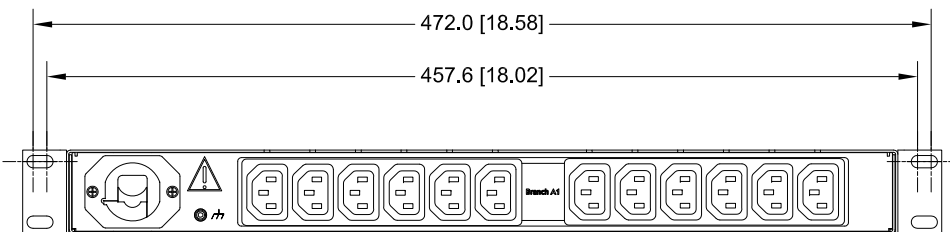
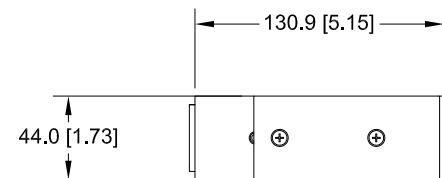
2. MOUNTING BRACKET KIT CAN BE MOUNTED IN TWO POSITIONS, SEE FIG. A AND FIG. B.

3. DIMENSIONS ARE NOMINAL. INFORMATION SUBJECT TO CHANGE WITHOUT NOTICE.



2 FIG. A
KIT-MBH1-1B

2 FIG. B
KIT-MBH1-1B



UNLESS OTHERWISE SPECIFIED
 * INTERPRET DRAWING IAW ASME Y14.100-2000
 * DIMENSIONING & TOLERANCING IAW ASME Y14.5M-1994
 * REMOVE ALL BURRS AND SHARP EDGES .2 R MAX
 * DIMENSIONS ARE IN MILLIMETERS
 * TOLERANCES ARE: DECIMALS ±.3 ANGLES ± 1.0°
 DO NOT SCALE DRAWING

THIRD ANGLE PROJECTION



MATERIAL:
 FINISH:
 VENDOR PART NO:

APPROVALS	DATE
DRAWN BY: G.G.	06/18/08
CHECKED BY: M.RAYBURN	07/25/08
APPROVED BY: J.MASKALY	07/25/08
RELEASED BY: J. ANDRADE	07/25/08

SERVER TECHNOLOGY, INC.
 1040 Sandhill Drive Reno, NV 89521

DRAWING TITLE:
**OUTLINE DRAWING, METERED CDU
 C-24H2[E]-L30[P32] MODELS
 WITH MOUNTING BRACKET OPTIONS**

SIZE B	CAGE CODE 04V90	DWG NO. 412-0406-1	REV A
SCALE:	FILE NO: 412-0406-1.idw	SHEET 2 OF 2	

8

7

6

5

4

3

2

1