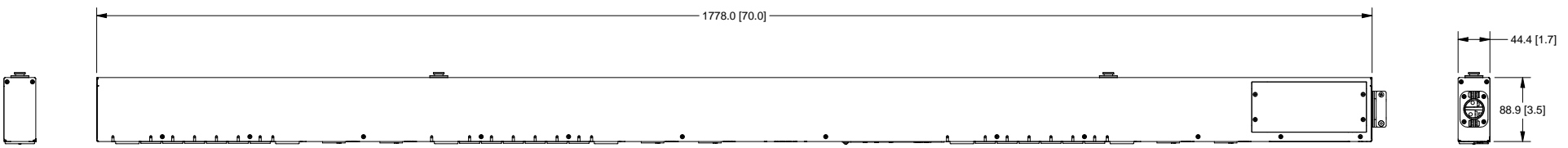
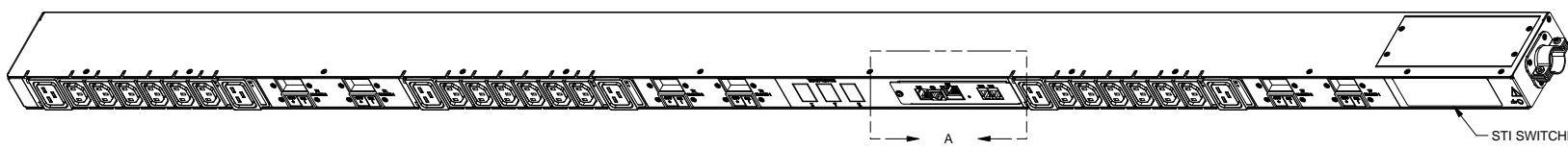
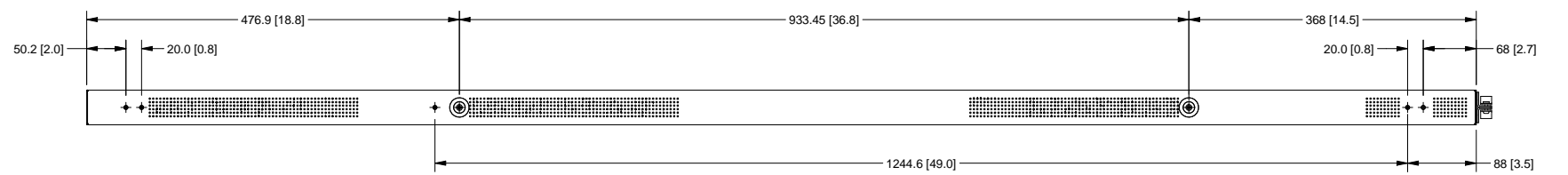


SERVER TECHNOLOGY, INC
 PROPRIETARY INFORMATION
 THIS DOCUMENT IS THE SOLE PROPERTY OF SERVER TECHNOLOGY, INC.
 THE RELEASE OF DATA CONTAINED IN THIS DOCUMENT AND THE REPRODUCTION
 OF THIS DOCUMENT, IN WHOLE OR IN PART, WITHOUT THE WRITTEN PERMISSION
 OF SERVER TECHNOLOGY, INC IS PROHIBITED.

RoHS COMPLIANT

REVISION HISTORY				
ZONE	REV	DESCRIPTION	DATE	APPROVED
-		INITIAL DESIGN	11/17/08	MAR/

- NOTES:
1. DIMENSIONS ARE IN MILLIMETERS AND [] BRACKETS ARE IN INCHES.
 2. DIMENSIONS ARE NOMINAL. INFORMATION SUBJECT TO CHANGE WITHOUT NOTICE.



**CX-24V
 (EXPANSION)**
 DETAIL A
 SCALE 1 / 4.5

UNLESS OTHERWISE SPECIFIED * INTERPRET DRAWING IAW ASME Y14.100-2000 * DIMENSIONING & TOLERANCING IAW ASME Y14.5M-1994 * REMOVE ALL BURRS AND SHARP EDGES. 2 R MAX * DIMENSIONS ARE IN MILLIMETERS * TOLERANCES ARE: DECIMALS ± .3 ANGLES ± 1.0° DO NOT SCALE DRAWING		THIRD ANGLE PROJECTION	
MATERIAL:	APPROVALS	DATE	
FINISH:	DRAWN BY: mramsey	11/17/2008	
VENDOR PART NO.:	CHECKED BY:		
	APPROVED BY:		
	RELEASED BY:		

SERVER TECHNOLOGY, INC
 1040 Sandhill Drive Reno, NV 89521

DRAWING TITLE:
**OUTLINE DRAWING, CDU CX/CW-24Vx
 MODELS, w/ MOUNTING BRACKET
 OPTIONS**

SIZE D	CAGE CODE 04V90	DWG NO. 412-0372-3	REV
SCALE NONE	FILE NO. 412-0372-3.idw	SHEET 1	OF 3