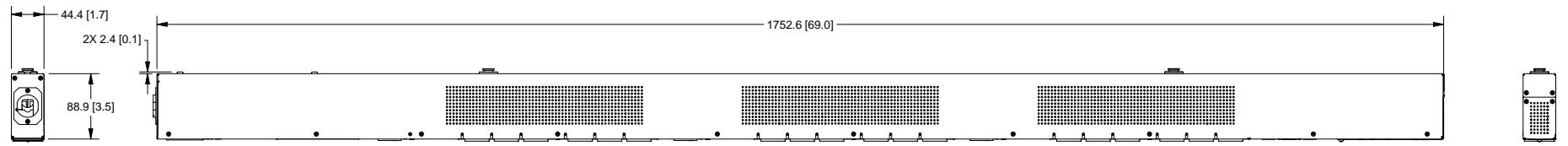
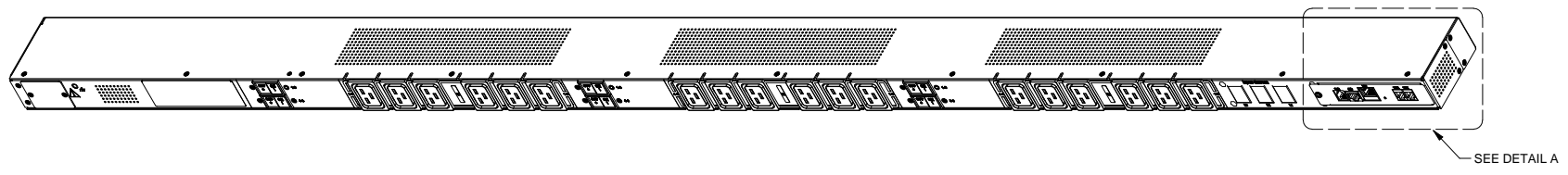
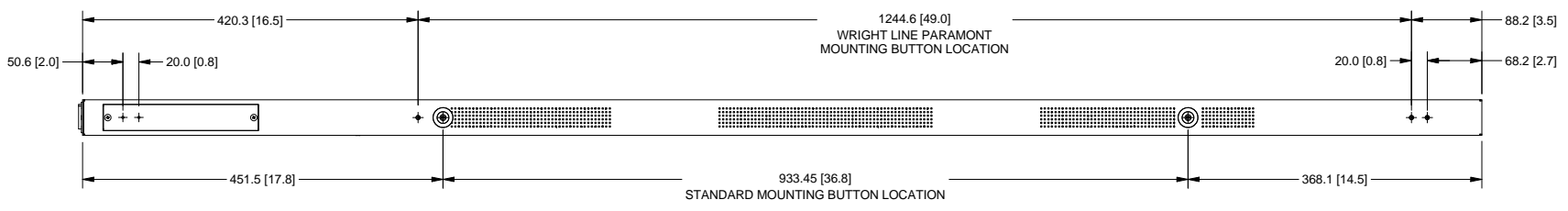


SERVER TECHNOLOGY, INC
 PROPRIETARY INFORMATION
 THIS DOCUMENT IS THE SOLE PROPERTY OF SERVER TECHNOLOGY, INC.
 THE RELEASE OF DATA CONTAINED IN THIS DOCUMENT AND THE REPRODUCTION
 OF THIS DOCUMENT, IN WHOLE OR IN PART, WITHOUT THE WRITTEN PERMISSION
 OF SERVER TECHNOLOGY, INC IS PROHIBITED.

RoHS COMPLIANT

REVISION HISTORY				
ZONE	REV	DESCRIPTION	DATE	APPROVED
-	1	INITIAL DESIGN	04/03/09	MAR/

- NOTES:
1. DIMENSIONS ARE IN MILLIMETERS AND [] BRACKETS ARE IN INCHES.
 2. DIMENSIONS ARE NOMINAL. INFORMATION SUBJECT TO CHANGE WITHOUT NOTICE.



<small>UNLESS OTHERWISE SPECIFIED * INTERPRET DRAWING IAW ASME Y14.100-2000 * DIMENSIONING & TOLERANCING IAW ASME Y14.5M-1994 * REMOVE ALL BURRS AND SHARP EDGES 2 R MAX * DIMENSIONS ARE IN MILLIMETERS * TOLERANCES ARE: DECIMALS ± .3 ANGLES ± 1.0° DO NOT SCALE DRAWING</small>		<small>THIRD ANGLE PROJECTION</small> 		SERVER TECHNOLOGY, INC 1040 Sandhill Drive Reno, NV 89521 	
MATERIAL: SEE SEPARATE BOM		APPROVALS DRAWN BY: M. RAMSEY CHECKED BY: MAR/MRR		DATE 04/03/09 04/06/09	
FINISH: SEE SEPARATE BOM		APPROVED BY: MAR/MRR RELEASED BY: MAR/MRR		DRAWING TITLE: OUTLINE DRAWING, CDU	
VENDOR PART NO:		SIZE: D CAGE CODE: 04V90 SCALE: NONE		DWG NO.: 412-0437-1 FILE NO.: 412-0437-1.idw SHEET: 1 OF 3	
				REV: 1	