

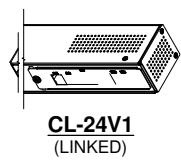
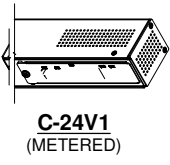
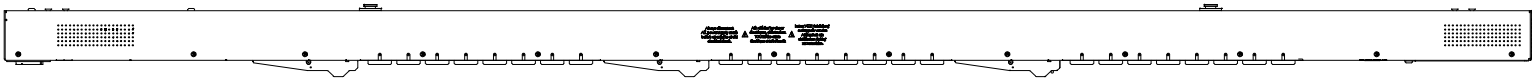
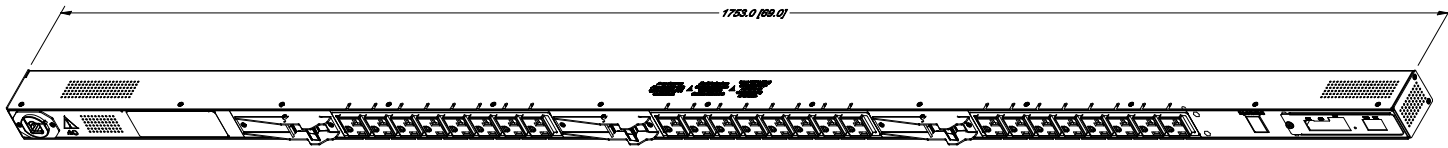

SERVER TECHNOLOGY, INC.  
 PROPRIETARY INFORMATION

THIS DOCUMENT IS THE SOLE PROPERTY OF SERVER TECHNOLOGY, INC. THE RELEASE OF DATA CONTAINED IN THIS DOCUMENT AND THE REPRODUCTION OF THIS DOCUMENT, IN WHOLE OR IN PART, WITHOUT THE WRITTEN PERMISSION OF SERVER TECHNOLOGY, INC IS PROHIBITED.

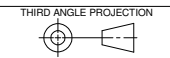
RoHS COMPLIANT

REVISION HISTORY				
ZONE	REV	DESCRIPTION	DATE	APPROVED
-	1	INITIAL DESIGN	11/19/07	MAR/

NOTES:  
 1. DIMENSIONS ARE IN MILLIMETERS AND [ ] BRACKETS ARE IN INCHES.



UNLESS OTHERWISE SPECIFIED  
 \* INTERPRET DRAWING LAW ASME Y14.1-2003  
 \* DIMENSIONING & TOLERANCING LAW ASME Y14.5M-1994  
 \* REMOVE ALL SURRS AND SHARP EDGES 2 R MAX  
 \* DIMENSIONS ARE IN MILLIMETERS  
 \* TOLERANCES ARE: DECIMALS ± .3 ANGLES ± 1.0°  
 DO NOT SCALE DRAWING



MATERIAL:  
SEE SEPARATE BOM

FINISH:  
SEE SEPARATE BOM

VENDOR PART NO:

APPROVALS	DATE
DRAWN BY: M. RAMSEY	11/19/07
CHECKED BY: MRR/G.G.	12/03/07
APPROVED BY: MRR/MAR	12/03/07
RELEASED BY: MRR/MAR	12/03/07

**SERVER TECHNOLOGY, INC.**

1040 Sandhill Drive Reno, NV 89521

DRAWING TITLE:  
**OUTLINE DRAWING, CDU  
 CS-24V1 MODELS WITH  
 MOUNTING BRACKET OPTIONS**

SIZE: B	CAGE CODE: 04V90	DWG NO: 412-0336-2	REV: 1
SCALE: NTS	FILE NO: 412-0336-2.idw	SHEET 1 OF 3	

8 7 6 5 4 3 2 1

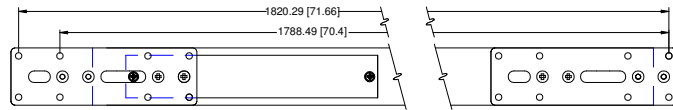
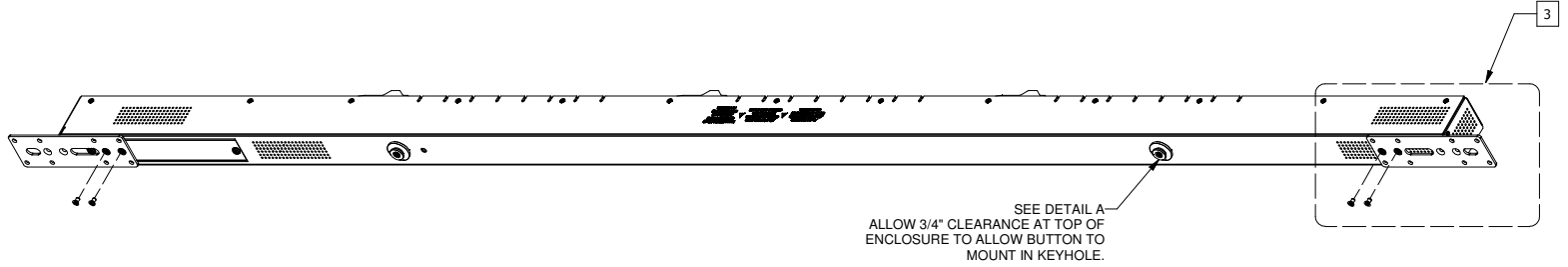
SERVER TECHNOLOGY, INC.  
PROPRIETARY INFORMATION

RoHS COMPLIANT

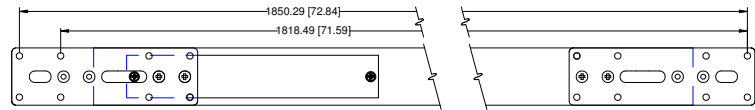
THIS DOCUMENT IS THE SOLE PROPERTY OF SERVER TECHNOLOGY, INC. THE RELEASE OF DATA CONTAINED IN THIS DOCUMENT AND THE REPRODUCTION OF THIS DOCUMENT, IN WHOLE OR IN PART, WITHOUT THE WRITTEN PERMISSION OF SERVER TECHNOLOGY, INC IS PROHIBITED.

NOTES:

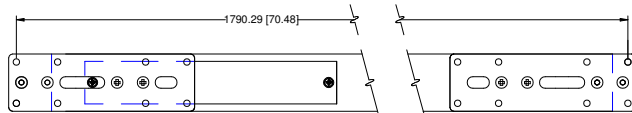
1. DIMENSIONS ARE IN MILLIMETERS AND [ ] BRACKETS ARE IN INCHES.
2. MOUNTING BRACKETS CAN BE MOUNTED IN SEVERAL DIFFERENT POSITIONS SEE FIG. A, B, C, AND D.
3. SEE MOUNTING KIT DRAWING #406-0070-10 FOR DETAILS.



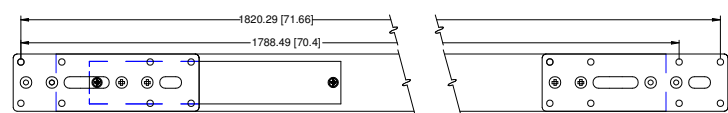
2 FIG. A  
MB-0005-IPT7



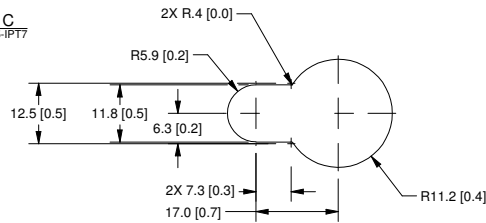
2 FIG. B  
MB-0005-IPT7



2 FIG. C  
MB-0005-IPT7



2 FIG. D  
MB-0005-IPT7



DETAIL A

UNLESS OTHERWISE SPECIFIED  
\* INTERPRET DRAWING IN ACCORDANCE WITH Y14.100-2000  
\* DIMENSIONING & TOLERANCING IN ACCORDANCE WITH Y14.5M-1994  
\* REMOVE ALL SURRS AND SHARP EDGES 2 R MAX  
\* DIMENSIONS ARE IN MILLIMETERS  
\* TOLERANCES ARE: DECIMALS ± .3 ANGLES ± 1.0°  
DO NOT SCALE DRAWING

THIRD ANGLE PROJECTION

MATERIAL: <b>SEE SEPARATE BOM</b>	APPROVALS DRAWN BY: <b>M. RAMSEY</b>	DATE <b>11/19/07</b>
FINISH: <b>SEE SEPARATE BOM</b>	CHECKED BY: <b>MRR/G.G.</b>	<b>12/03/07</b>
VENDOR PART NO:	APPROVED BY: <b>MRR/MAR</b>	<b>12/03/07</b>
	RELEASED BY: <b>MRR/MAR</b>	<b>12/03/07</b>

**SERVER TECHNOLOGY, INC.**  
1040 Sandhill Drive Reno, NV 89521

DRAWING TITLE:  
**OUTLINE DRAWING, CDU  
CS-24V1 MODELS WITH  
MOUNTING BRACKETS OPTIONS**

SIZE: <b>B</b>	CAGE CODE: <b>04V90</b>	DWG NO.: <b>412-0336-2</b>	REV: <b>1</b>
SCALE: <b>NTS</b>	FILE NO.: <b>412-0336-2.idw</b>	SHEET <b>2</b> OF <b>3</b>	

8 7 6 5 4 3 2 1

ST1B R1


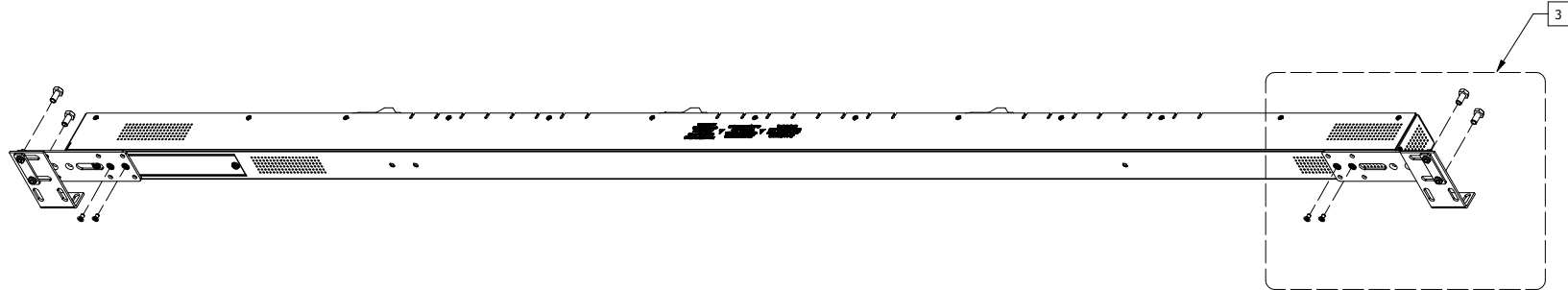
8 7 6 5 4 3 2 1

SERVER TECHNOLOGY, INC.  
 PROPRIETARY INFORMATION  
 THIS DOCUMENT IS THE SOLE PROPERTY OF SERVER TECHNOLOGY, INC.  
 THE RELEASE OF DATA CONTAINED IN THIS DOCUMENT AND THE REPRODUCTION  
 OF THIS DOCUMENT, IN WHOLE OR IN PART, WITHOUT THE WRITTEN PERMISSION  
 OF SERVER TECHNOLOGY, INC IS PROHIBITED.

RoHS COMPLIANT

NOTES:

- 1. DIMENSIONS ARE IN MILLIMETERS AND [ ] BRACKETS ARE IN INCHES.
- 2. HIDDEN BRACKETS SHOWN ARE DIFFERENT OPTIONS FOR MOUNTING.
- 3. SEE MOUNTING KIT DRAWING #406-0070-7 FOR DETAILS.



UNLESS OTHERWISE SPECIFIED  
 \* INTERPRET DRAWING IN ACCORDANCE WITH ASME Y14.100-2000  
 \* DIMENSIONING & TOLERANCING IN ACCORDANCE WITH ASME Y14.5M-1994  
 \* REMOVE ALL BURRS AND SHARP EDGES 2 R MAX  
 \* DIMENSIONS ARE IN MILLIMETERS  
 \* TOLERANCES ARE: DECIMALS ± .3 ANGLES ± 1.0°  
 DO NOT SCALE DRAWING

THIRD ANGLE PROJECTION

**SERVER TECHNOLOGY, INC.**  
 1040 Sandhill Drive Reno, NV 89521

MATERIAL:  
**SEE SEPARATE BOM**

FINISH:  
**SEE SEPARATE BOM**

VENDOR PART NO:

APPROVALS	DATE
DRAWN BY: M. RAMSEY	11/19/07
CHECKED BY: MRR/G.G.	12/03/07
APPROVED BY: MRR/MAR	12/03/07
RELEASED BY: MRR/MAR	12/03/07

DRAWING TITLE:  
**OUTLINE DRAWING, CDU  
 CS-24V1 MODELS WITH  
 MOUNTING BRACKETS OPTIONS**

SIZE: <b>B</b>	CAGE CODE: <b>04V90</b>	DWG NO.: <b>412-0336-2</b>	REV: <b>1</b>
SCALE: <b>NTS</b>	FILE NO.: <b>412-0336-2.idw</b>	SHEET <b>3 OF 3</b>	

STIB R1 8 7 6 5 4 3 2 1