

SERVER TECHNOLOGY, INC  
 PROPRIETARY INFORMATION

THIS DOCUMENT IS THE SOLE PROPERTY OF SERVER TECHNOLOGY, INC. THE RELEASE OF DATA CONTAINED IN THIS DOCUMENT AND THE REPRODUCTION OF THIS DOCUMENT, IN WHOLE OR IN PART, WITHOUT THE WRITTEN PERMISSION OF SERVER TECHNOLOGY, INC IS PROHIBITED.

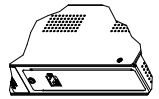
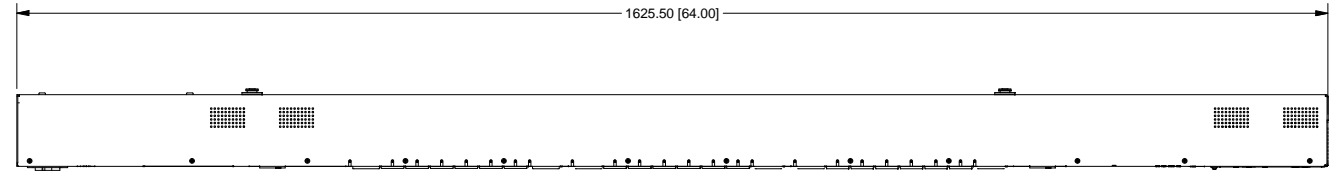
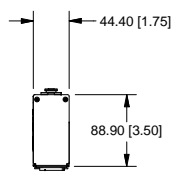
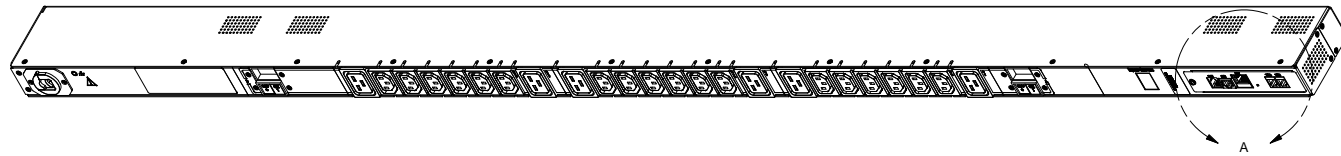
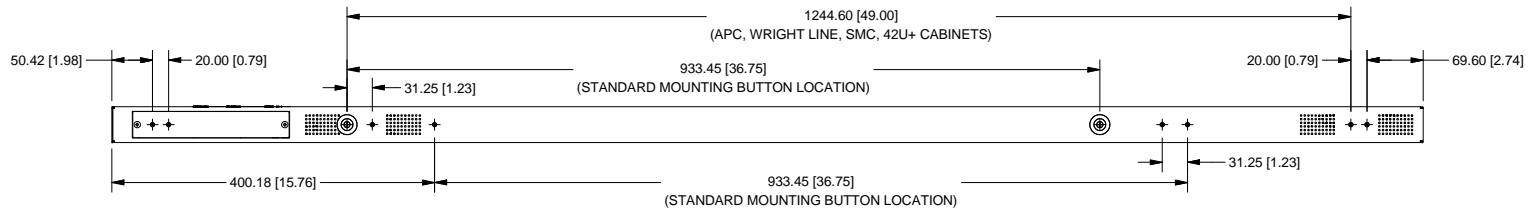
THESE COMMODITIES, TECHNOLOGY OR SOFTWARE WERE EXPORTED FROM THE UNITED STATES IN ACCORDANCE WITH THE EXPORT ADMINISTRATION REGULATIONS. DIVERSION CONTRARY TO U.S. LAW IS PROHIBITED.

RoHS COMPLIANT

REVISION HISTORY				
ZONE	REV	DESCRIPTION	DATE	APPROVED
-	1	INITIAL DESIGN	12/27/2010	MAR/

NOTES:

1. DIMENSIONS ARE IN MILLIMETERS AND [ ] BRACKETS ARE IN INCHES.
2. DIMENSIONS ARE NOMINAL. INFORMATION SUBJECT TO CHANGE WITHOUT NOTICE.



DETAIL A  
 SCALE 1 / 5  
 CXG-24Vxxxx-xxx (EXPANSION)

<b>TOLERANCES</b> (UNLESS OTHERWISE SPECIFIED) LINEAR DIMENSIONS: .X = ± .500 .XX = ± .300 .XXX = ± .150 ANGULAR DIMENSIONS: X = ± 1° X.X = ± .5° X.XX = ± .25° SYMBOLS (Q#) = CRITICAL DIM. (S) = COSMETIC SURFACE	UNLESS OTHERWISE SPECIFIED * INTERPRET DRAWING IAW ASME Y14.100-2000 * DIMENSIONING & TOLERANCING IAW ASME Y14.5M-2007 * REMOVE ALL BURRS AND SHARP EDGES, 2/R MAX. * DIMENSIONS ARE IN MILLIMETERS * DIMENSIONAL LIMITS APPLY AFTER PLATING/COATING. DO NOT SCALE DRAWING	THIRD ANGLE PROJECTION 		<b>SERVER TECHNOLOGY, INC.</b> 1040 Sandhill Drive Reno, NV 89521 DRAWING TITLE: <b>OUTLINE DRAWING, SWITCHED PoPS/PIPS V24, (18)C13 (6) C19, 2PH, 2BR</b>
		MATERIAL:  FINISH:  VENDOR PART NO:	APPROVALS DRAWN BY: <b>mramsey</b> CHECKED BY: <b>MAR/PG</b> APPROVED BY: <b>MAR/PG</b> RELEASED BY: <b>MAR/PG</b>	



1040 Sandhill Drive Reno, NV 89521

DRAWING TITLE:  
**OUTLINE DRAWING, SWITCHED PoPS/PIPS V24, (18)C13 (6) C19, 2PH, 2BR**

SIZE	CAGE CODE	DWG NO.	REV
<b>B</b>	<b>04V90</b>	<b>412-0429-21</b>	<b>1</b>