

SERVER TECHNOLOGY, INC.
PROPRIETARY INFORMATION

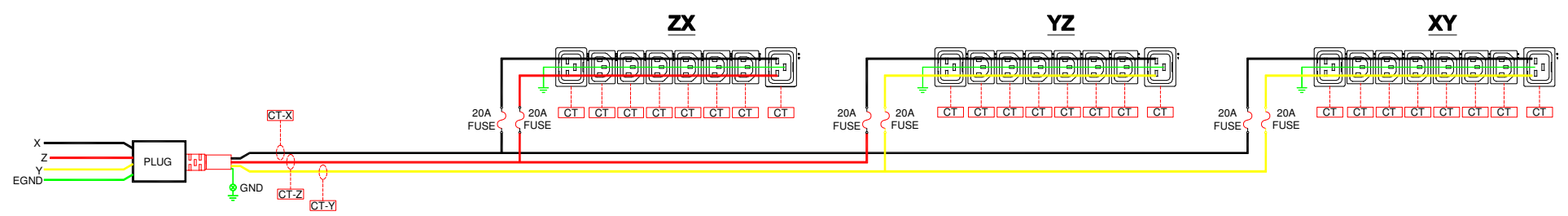
THIS DOCUMENT IS THE SOLE PROPERTY OF SERVER TECHNOLOGY, INC. THE RELEASE OF DATA CONTAINED IN THIS DOCUMENT AND THE REPRODUCTION OF THIS DOCUMENT, IN WHOLE OR IN PART, WITHOUT THE WRITTEN PERMISSION OF SERVER TECHNOLOGY, INC IS PROHIBITED.

THESE COMMODITIES, TECHNOLOGY OR SOFTWARE WERE EXPORTED FROM THE UNITED STATES IN ACCORDANCE WITH THE EXPORT ADMINISTRATION REGULATIONS. DIVERSION CONTRARY TO U.S. LAW IS PROHIBITED.

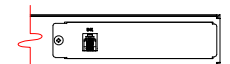
RoHS COMPLIANT

REV		DESCRIPTION	DATE	DFT/APPR
1		INITIAL DESIGN	08/04/2010	MAR/


NOTES:



MASTER - 'CWG'



EXPANSION - 'CXG'



ISO VIEW

Part Number	Description	Input	Output
CWS-24V00S11A	CWS-24V00S11A	240V SW+7E, 50/60Hz, 16A	240V SW+7E, 50/60Hz, 20A
CWS-24V00S11A	CWS-24V00S11A	240V SW+7E, 50/60Hz, 24A	240V SW+7E, 50/60Hz, 30A
CWS-24V01S11A	CWS-24V01S11A	220/208V SW+N+7E, 50/60Hz, 16A	208V, 50/60Hz, 4=27.6A
CWS-24V01S11A	CWS-24V01S11A	220/208V SW+N+7E, 50/60Hz, 24A	208V, 50/60Hz, 4=27.6A

A

TOLERANCES (UNLESS OTHERWISE SPECIFIED) LINEAR DIMENSIONS: .X = ± .500 .XX = ± .300 .XXX = ± .130 ANGULAR DIMENSIONS: X.X = ± 5° X.XX = ± .25° SYMBOLS (Q#) = CRITICAL DIM. (S) = COSMETIC SURFACE	UNLESS OTHERWISE SPECIFIED * INTERPRET DRAWING IAW ASME Y14.100-2000 * DIMENSIONING & TOLERANCING IAW ASME Y14.5M-1994 * REMOVE ALL BURRS AND SHARP EDGES 2 R MAX * DIMENSIONS ARE IN MILLIMETERS * TOLERANCES ARE: DECIMALS ±3 ANGLES ±1.0° DO NOT SCALE DRAWING	THIRD ANGLE PROJECTION 		SERVER TECHNOLOGY, INC. 1040 Sandhill Drive Reno, NV 89521 DRAWING TITLE: SWITCHED PoPs CDU MODEL #CWG/CXG-24VxxxxxA1, 208-240VBASIC WIRING DIAGRAM				
		APPROVALS DRAWN BY: MRAMSEY CHECKED BY: BPA/AS APPROVED BY: BPA/AS RELEASED BY:	DATE 08/04/2010 12/08/2010 12/08/2010		SIZE D	CAGE CODE 04V90	DWG NO. 495-0429-2	REV 1
TOLERANCES (UNLESS OTHERWISE SPECIFIED) LINEAR DIMENSIONS: .X = ± .500 .XX = ± .300 .XXX = ± .130 ANGULAR DIMENSIONS: X.X = ± 5° X.XX = ± .25° SYMBOLS (Q#) = CRITICAL DIM. (S) = COSMETIC SURFACE		APPROVALS DRAWN BY: MRAMSEY CHECKED BY: BPA/AS APPROVED BY: BPA/AS RELEASED BY:		DATE 08/04/2010 12/08/2010 12/08/2010	SIZE D	CAGE CODE 04V90	DWG NO. 495-0429-2	REV 1
TOLERANCES (UNLESS OTHERWISE SPECIFIED) LINEAR DIMENSIONS: .X = ± .500 .XX = ± .300 .XXX = ± .130 ANGULAR DIMENSIONS: X.X = ± 5° X.XX = ± .25° SYMBOLS (Q#) = CRITICAL DIM. (S) = COSMETIC SURFACE		APPROVALS DRAWN BY: MRAMSEY CHECKED BY: BPA/AS APPROVED BY: BPA/AS RELEASED BY:		DATE 08/04/2010 12/08/2010 12/08/2010	SIZE D	CAGE CODE 04V90	DWG NO. 495-0429-2	REV 1