

SERVER TECHNOLOGY, INC
 PROPRIETARY INFORMATION

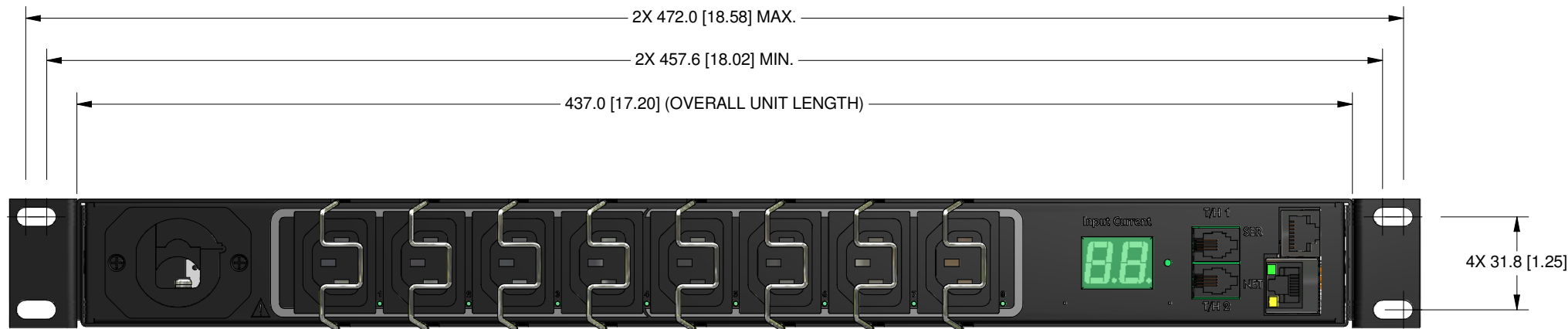
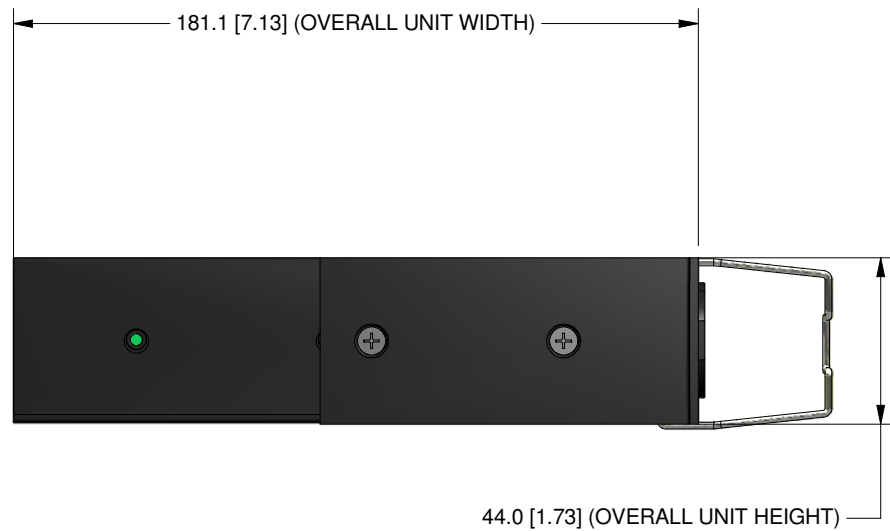
THIS DOCUMENT IS THE SOLE PROPERTY OF SERVER TECHNOLOGY, INC. THE RELEASE OF DATA CONTAINED IN THIS DOCUMENT AND THE REPRODUCTION OF THIS DOCUMENT, IN WHOLE OR IN PART, WITHOUT THE WRITTEN PERMISSION OF SERVER TECHNOLOGY, INC IS PROHIBITED.

RoHS COMPLIANT

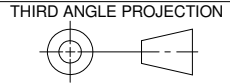
REVISION HISTORY				
ZONE	REV	DESCRIPTION	DATE	APPROVED
-	1	INITIAL DESIGN	02/19/09	MAR/

NOTES:

1. DIMENSIONS ARE IN MILLIMETERS AND [] BRACKETS ARE IN INCHES.
2. DIMENSIONS ARE NOMINAL. INFORMATION SUBJECT TO CHANGE WITHOUT NOTICE.



UNLESS OTHERWISE SPECIFIED
 * INTERPRET DRAWING IAW ASME Y14.100-2000
 * DIMENSIONING & TOLERANCING IAW ASME Y14.5M-1994
 * REMOVE ALL BURRS AND SHARP EDGES .2 R MAX
 * DIMENSIONS ARE IN MILLIMETERS
 * TOLERANCES ARE: DECIMALS ± .3 ANGLES ± 1.0°
 DO NOT SCALE DRAWING



SERVER TECHNOLOGY, INC. 

1040 Sandhill Drive Reno, NV 89521

MATERIAL:
SEE SEPARATE BOM

FINISH:
SEE SEPARATE BOM

VENDOR PART NO:

APPROVALS	DATE
DRAWN BY: M. RAMSEY	02/19/09
CHECKED BY:	
APPROVED BY:	
RELEASED BY:	

DRAWING TITLE: OUTLINE DRAWING, CDU CW-8Hx PoPS MODELS w/ MOUNTING BRACKET OPTIONS			
SIZE D	CAGE CODE 04V90	DWG NO. 412-0442-10	REV 1
SCALE: NONE		FILE NO: 412-0442-10.idw	SHEET 1 OF 1