

SERVER TECHNOLOGY, INC
 PROPRIETARY INFORMATION

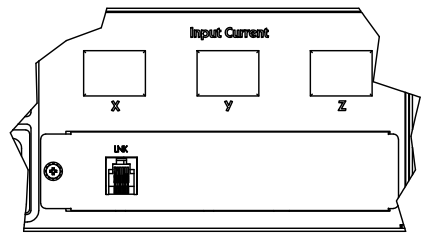
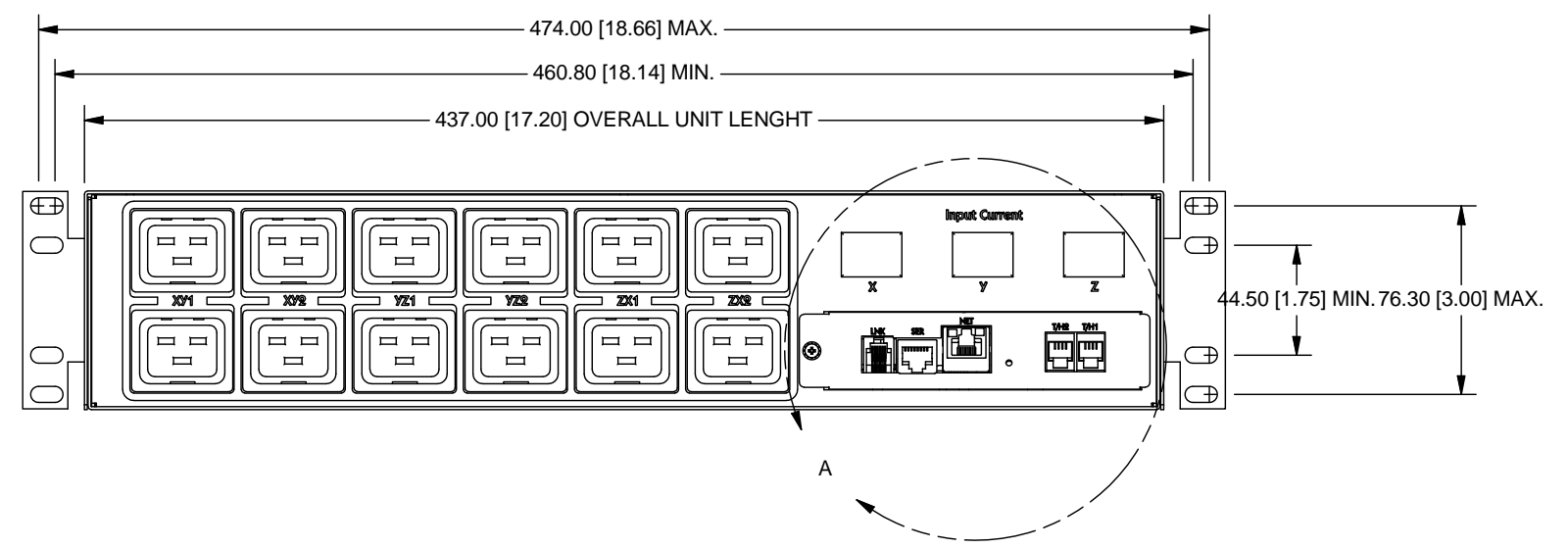
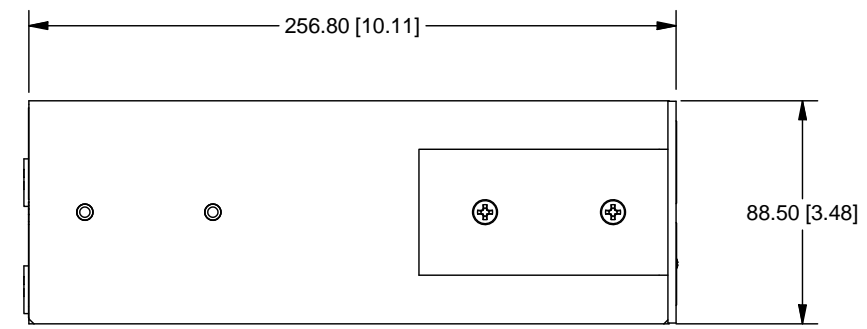
THIS DOCUMENT IS THE SOLE PROPERTY OF SERVER TECHNOLOGY, INC. THE RELEASE OF DATA CONTAINED IN THIS DOCUMENT AND THE REPRODUCTION OF THIS DOCUMENT, IN WHOLE OR IN PART, WITHOUT THE WRITTEN PERMISSION OF SERVER TECHNOLOGY, INC IS PROHIBITED.

THESE COMMODITIES, TECHNOLOGY OR SOFTWARE WERE EXPORTED FROM THE UNITED STATES IN ACCORDANCE WITH THE EXPORT ADMINISTRATION REGULATIONS. DIVERSION CONTRARY TO U.S. LAW IS PROHIBITED.

RoHS COMPLIANT

REVISION HISTORY				
ZONE	REV	DESCRIPTION	DATE	APPROVED
-	1	INITIAL DESIGN	1/20/2011	MB/

- NOTES:
1. DIMENSIONS ARE IN MILLIMETERS AND [] BRACKETS ARE IN INCHES.
 2. DIMENSIONS ARE NOMINAL INFORMATION SUBJECT TO CHANGE. WITHOUT NOTICE.



DETAIL A
 SCALE 1/3

TOLERANCES (UNLESS OTHERWISE SPECIFIED) LINEAR DIMENSIONS: .X = ± .500 .XX = ± .300 .XXX = ± .130 ANGULAR DIMENSIONS: X = ± 1° X.X = ± .5° X.XX = ± .25°	UNLESS OTHERWISE SPECIFIED * INTERPRET DRAWING IAW ASME Y14.100-2000 * DIMENSIONING & TOLERANCING IAW ASME Y14.5M-2007 * REMOVE ALL BURRS AND SHARP EDGES .2 R MAX * DIMENSIONS ARE IN MILLIMETERS * DIMENSIONAL LIMITS APPLY AFTER PLATING/COATING. DO NOT SCALE DRAWING	THIRD ANGLE PROJECTION 	
	MATERIAL:	APPROVALS DRAWN BY: MB	DATE 1/20/2011
	FINISH:	CHECKED BY: MB/PG	1/21/2011
	VENDOR PART NO.:	APPROVED BY: PG	1/21/2011

SERVER TECHNOLOGY, INC.
 1040 Sandhill Drive Reno, NV 89521

DRAWING TITLE:
OUTLINE DRAWING, ENA-0520-2G AND ENA-0520-5G

SIZE B	CAGE CODE 04V90	DWG NO. 412-0520-2	REV 1
SCALE: NONE		FILE NO: 412-0520-2.idw	SHEET 1 OF 1